

Name \_\_\_\_\_



# Learning Consonants

Look at the pictures below and see if you can fill in the blank(s) and spell the word.



gla \_\_\_




lo\_k




be\_\_\_



\_\_at




\_\_ail



we\_\_



dru\_\_



\_\_ug



truc\_\_

Name \_\_\_\_\_




# Learning Consonants & Vowels


Look at the pictures below and see if you can fill in the blank(s) and spell the word.



t\_\_ck



g\_\_te



l\_\_af




c\_\_ndle



ten\_\_



b\_\_ke



f\_\_ower



b\_\_ \_k



b\_\_at

Name \_\_\_\_\_



# Learning Vowels

Look at the pictures below and see if you can fill in the blank(s) and spell the word.




t\_\_p




p\_\_n




tr\_\_\_



k\_\_te




d\_\_ll




r\_\_ler



m\_\_sic



f\_\_sh




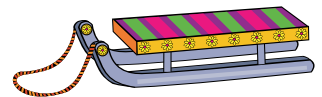

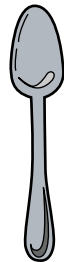

h\_\_nd

Name \_\_\_\_\_



# Rhyming Words

Look at the pictures on the left side of the page.  
Now draw a line to the picture on the right to match each rhyming picture.

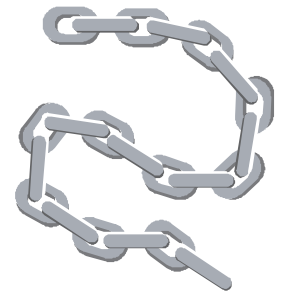



Name \_\_\_\_\_



# Rhyming Words

Look at the pictures on the left side of the page.  
Now draw a line to the picture on the right to match each rhyming picture.






Name \_\_\_\_\_



# Rhyming Words

Look at the pictures on the left side of the page.  
Now draw a line to the picture on the right to match each rhyming picture.

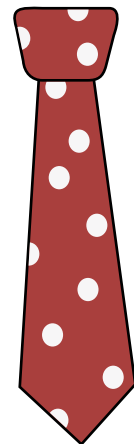





Name \_\_\_\_\_



# Rhyming Words

Look at the pictures on the left side of the page.  
Now draw a line to the picture on the right to match each rhyming picture.



Name \_\_\_\_\_



# Rhyming Words

Look at the pictures on the left side of the page.  
Now draw a line to the picture on the right to match each rhyming picture.

